



BLUE VALLEY INDUSTRIES, INC.



Since 1972, Blue Valley Industries, Inc. has been manufacturing quality site amenities. If you do not see what you are looking for there are many other products and styles we offer that are too numerous to list. Custom fabrications are available, whenever applicable and feasible. Please let us assist you on your next purchase or improvement project.

TERMS AND CONDITIONS

Blue Valley Industries, Inc. terms are net 30 days from date of invoice to preapproved credit customers. All others will be check with order or major credit card at time of purchase. Blue Valley Industries, Inc. reserves the right to change product design without notification. Prices are F.O.B. Port Royal, PA 17082 and are subject to change without notice. Whenever possible, items are shipped knocked-down to reduce freight charges. Freight charges are determined by the carrier.

LIMITED WARRANTY

Blue Valley Industries, Inc. guarantees all materials and workmanship for one year from date of delivery with normal use. Damage from vandalism, abnormal use, accident, lack of maintenance, natural disaster, or improper installation is not covered by our warranty.

Limited 5-year warranty against structural failure of steel components, Ipe lumber and recycled plastic slats. Recycled plastic slats are further warranted not to rot, split, crack, or splinter during the warranty period. Ipe wood naturally weathers when placed outdoors. Weathering includes splitting, warping, twisting, splintering, changing color, and checking. These natural signs of weathering are not covered by our warranty for Ipe and Treated Pine wood.

The warranty does not cover the cost of removing and/or installation of the replacements provided by the warranty.

Blue Valley Industries, Inc. will honor the above warranty if the product is assembled and installed according to the specifications and instructions. Any product that has been altered or modified in any way will not be covered by our warranty unless otherwise instructed by a Blue Valley Industries, Inc. representative.

Blue Valley Industries, Inc. is not responsible for any loss or damage of products in transit. Any shipment damage or shortage must be noted on the freight bill before signing. A copy of the original invoice must accompany all claims. Blue Valley Industries, Inc. must be notified before any corrective action is taken and reserves the right to determine whether claims will be fulfilled by replacement or other means.

OPTIONAL WOOD SLATS:



PRESSURE TREATED PINE

Our #1 Pressure Treated Southern Yellow Pine slats are arsenic-free and only available on a limited number of products. Items available with Treated Pine slats will be specified in the catalog.



SOUTH AMERICAN IPE

South American Ipe (EE-PAY) is a very dense and durable hardwood. Ipe normally starts out with a deep reddish brown hue. If left untreated, it will weather to an attractive silvery-gray color.

RECYCLED PLASTIC SLATS:



CEDAR COLOR



WEATHERED COLOR

Recycled plastic slats are manufactured using High-Density Polyethylene (HDPE) as the raw material base, consisting of an average of 97% recycled post-consumer materials such as milk jugs and other high-density polyethylene products, with UV inhibitors added in.

POWDER COATED COLOR OPTIONS:

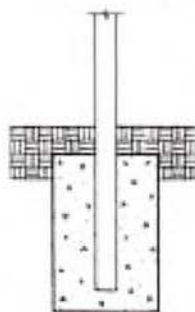


NOTICE: Due to the color variations that occur in printing devices and screen contrast, the colors shown may not precisely match the finished product. Actual color samples are available upon request. Other colors are available upon request and availability (additional charge may apply).

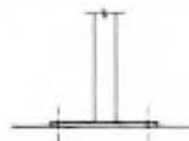
BENCH SUPPORT OPTIONS:

Not all products are available with the options shown below. Support options are indicated in the catalog. Anchors must be supplied by others for surface mount and gull-wing installations.

PERMANENT



SURFACE MOUNT



GULL-WING

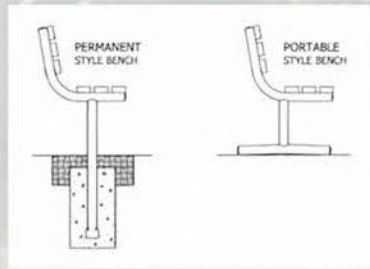


PARK BENCHES

121 & 168 PARK BENCH



121-6PL-PC, shown with cedar recycled plastic and powder coated green supports.



SUPPORTS: 2-3/8" O.D. galvanized pipe

SLATS: 2" x 4" nominal

FASTENERS: Stainless steel

FINISH: Natural galvanized pipe or powder coated supports

MODEL NO:

Permanent – Natural Galvanized Supports

121-6P 6' lpe (2 supports)

121-6PL 6' Recycled Plastic (3 supports)

Permanent – Powder Coated Supports

121-8P-PC 8' lpe (3 supports)

121-8PL-PC 8' Recycled Plastic (3 supports)

Portable – Natural Galvanized Supports

168-6P 6' lpe (2 supports)

168-6PL 6' Recycled Plastic (3 supports)

Portable – Powder Coated Supports

168-8P-PC 8' lpe (3 supports)

168-8PL-PC 8' Recycled Plastic (3 supports)

124 PARK BENCH

SUPPORTS: 3/8" x 3" steel bar and 2-3/8" O.D. steel pipe

SLATS: 2" x 4" nominal

FASTENERS: Stainless steel

FINISH: Powder coated supports

MODEL NO:

Permanent Supports

124-6P 6' lpe (2 supports)

124-6PL 6' Recycled Plastic (3 supports)

124-8P 8' lpe (2 supports)

124-8PL 8' Recycled Plastic (3 supports)

Choice of permanent, surface mount, or gull-wing supports.

Add **-SM** to the model number for surface mount supports and add **-GW** for gull-wing supports.



124-6PL, shown with cedar recycled plastic and powder coated black supports.

294 PARK BENCH

SUPPORTS: 2-3/8" O.D. schedule 40 steel pipe

SEAT SURFACE: 1/4" x 1-1/2" steel bar and 1-5/16" O.D. steel pipe

FASTENERS: Stainless steel

FINISH: Powder coated

MODEL NO:

Permanent Supports

294-4 4' Steel Bench *Choice of permanent, surface mount, or gull-wing supports.*

294-5 5' Steel Bench *Add -SM to the model number for surface mount supports*

294-6 6' Steel Bench *and add -GW for gull-wing supports.*



296 PARK BENCH

SUPPORTS: 1/2" x 2" steel bar

SEAT SURFACE: 1/4" x 1-1/2" steel bar and 1 5/16" O.D. steel pipe

FINISH: Powder coated

MODEL NO:

296-4 4' Steel Park Bench

296-5 5' Steel Park Bench

296-6 6' Steel Park Bench

296-8 8' Steel Park Bench



302 PARK BENCH

SUPPORTS: 1/2" x 2" steel bar

SEAT SURFACE: 1/4" x 1-1/2" steel bar and 1 5/16" O.D. steel pipe.

FINISH: Powder coated

MODEL NO:

302-4 4' Steel Park Bench

302-5 5' Steel Park Bench

302-6 6' Steel Park Bench

302-8 8' Steel Park Bench

PARK BENCHES



Choice of permanent, surface mount, or gull-wing supports

316 PARK BENCH

SUPPORTS: 3/8" x 2-1/2" and 3/8" x 4" steel bar

SLATS: 3" x 4" and 3" x 6" nominal recycled plastic

FASTENERS: Stainless steel

FINISH: Powder coated supports

MODEL NO:

316-5PL	5' Permanent Mount Bench
316-5PL-SM	5' Surface Mount Bench
316-5PL-GW	5' Gull-Wing Support Bench
316-6PL	6' Permanent Mount Bench
316-6PL-SM	6' Surface Mount Bench
316-6PL-GW	6' Gull-Wing Support Bench
316-8PL	8' Permanent Mount Bench
316-8PL-SM	8' Surface Mount Bench
316-8PL-GW	8' Gull-Wing Support Bench

317 PARK BENCH

SUPPORTS: 3/8" x 2-1/2" and 3/8" x 4" steel bar

SLATS: 3" x 4" and 3" x 6" nominal recycled plastic

FASTENERS: Stainless steel

FINISH: Powder coated supports

MODEL NO:

317-5PL	5' Permanent Mount Bench
317-5PL-SM	5' Surface Mount Bench
317-5PL-GW	5' Gull-Wing Support Bench
317-6PL	6' Permanent Mount Bench
317-6PL-SM	6' Surface Mount Bench
317-6PL-GW	6' Gull-Wing Support Bench
317-8PL	8' Permanent Mount Bench
317-8PL-SM	8' Surface Mount Bench
317-8PL-GW	8' Gull-Wing Support Bench



Choice of permanent, surface mount, or gull-wing supports

337 PARK BENCH

SUPPORTS: 3/8" x 4" steel bar and 2-7/8" O.D. steel pipe

SLATS: 3" x 4" and 3" x 6" nominal recycled plastic

FASTENERS: Stainless steel

FINISH: Powder coated supports

MODEL NO:

- 337-5PL** 5' Permanent Mount Bench
- 337-5PL-SM** 5' Surface Mount Bench
- 337-5PL-GW** 5' Gull-Wing Support Bench

- 337-6PL** 6' Permanent Mount Bench
- 337-6PL-SM** 6' Surface Mount Bench
- 337-6PL-GW** 6' Gull-Wing Support Bench

- 337-8PL** 8' Permanent Mount Bench
- 337-8PL-SM** 8' Surface Mount Bench
- 337-8PL-GW** 8' Gull-Wing Support Bench



Choice of permanent, surface mount, or gull-wing supports

338 PARK BENCH

SUPPORTS: 3/8" x 4" steel bar and 2-7/8" O.D. steel pipe

SLATS: 3" x 4" and 3" x 6" nominal recycled plastic

FASTENERS: Stainless steel

FINISH: Powder coated supports

MODEL NO:

- 338-5PL** 5' Permanent Mount Bench
- 338-5PL-SM** 5' Surface Mount Bench
- 338-5PL-GW** 5' Gull-Wing Support Bench

- 338-6PL** 6' Permanent Mount Bench
- 338-6PL-SM** 6' Surface Mount Bench
- 338-6PL-GW** 6' Gull-Wing Support Bench

- 338-8PL** 8' Permanent Mount Bench
- 338-8PL-SM** 8' Surface Mount Bench
- 338-8PL-GW** 8' Gull-Wing Support Bench



Choice of permanent, surface mount, or gull-wing supports

PARK BENCHES



348 PARK BENCH

SUPPORTS: 2" x 1" x 11 gauge wall and 2" x 2" x 11 gauge wall steel tubing. One piece welded unit

SEAT SURFACE: 1" square x 11 gauge wall steel tubing

DECORATIVE PANEL: 3/8" thick steel

FINISH: Polyester powder coated

MODEL NO:

348-6 6' Permanent Mount Bench

348-6-SM 6' Surface Mount Bench

348-6-FS 6' Free Standing Bench

Choice of permanent, surface mount, or free standing supports

389 PARK BENCH

FRAME: 2-7/8" O.D. steel pipe with 3/8" steel bar seat supports

SLATS: 2" x 4" nominal

FASTENERS: Stainless steel

FINISH: Powder coated frame

MODEL NO: (Permanent)

389-6P 6' Ipe

389-6PL 6' Recycled Plastic



466 PARK BENCH

SUPPORTS: 2-7/8" O.D. schedule 40 steel pipe

SLATS: 4" x 4" nominal

FASTENERS: Stainless steel

FINISH: Powder coated supports

MODEL NO: (Permanent)

466-6PL 6' Recycled Plastic (3 supports)

466-8PL 8' Recycled Plastic (3 supports)

Choice of permanent, surface mount, or gull-wing supports. Add -SM to the model number for surface mount supports.



601, 602, 605, 606 PLAYER'S BENCH

SUPPORTS: 2-3/8" O.D. galvanized pipe

SLATS: 2" x 10" nominal anodized aluminum

FASTENERS: Stainless steel

FINISH: Natural galvanized pipe with cold galvanizing finish on welds

Custom lengths available upon request and availability.

MODEL NO:

Permanent – No Back

601-6A 6' Aluminum (2 supports)

601-8A 8' Aluminum (2 supports)

601-15A 15' Aluminum (3 supports)

Portable – No Back

602-6A 6' Aluminum (2 supports)

602-8A 8' Aluminum (2 supports)

602-15A 15' Aluminum (3 supports)



Permanent – With Back

605-6A 6' Aluminum (2 supports)

605-8A 8' Aluminum (2 supports)

605-15A 15' Aluminum (3 supports)

Portable – With Back

606-6A 6' Aluminum (2 supports)

606-8A 8' Aluminum (2 supports)

606-15A 15' Aluminum (3 supports)



648 PARK BENCH

SUPPORTS: 1/2" x 2" steel bar

SEAT SECTION: 1/4" x 1-1/2" steel bar and 2-3/8" O.D. steel pipe

FASTENERS: Stainless steel

FINISH: Powder coated

MODEL NO:

648-6 6' Permanent Mount Bench

648-6-SM 6' Surface Mount Bench

648-6-GW 6' Gull-Wing Support Bench

648-8 8' Permanent Mount Bench

648-8-SM 8' Surface Mount Bench

648-8-GW 8' Gull-Wing Support Bench

Choice of permanent, surface mount, or gull-wing supports

PARK BENCHES

710 PARK BENCH

SUPPORTS: 1/2" x 2" steel bar and 3/8" thick steel

SEATING SECTION: 1/4" x 1-1/2" steel bar and 1-5/8" O.D. steel pipe

FASTENERS: Stainless steel

FINISH: Powder coated

MODEL NO:

710-4 4' Long Park Bench

710-6 6' Long Park Bench

710-5 5' Long Park Bench

710-8 8' Long Park Bench

711 PARK BENCH

SUPPORTS: 1/2" x 2" steel bar and 3/8" thick steel

SEATING SECTION: 1/4" x 1-1/2" steel bar and 1-5/8" O.D. steel pipe

FASTENERS: Stainless steel

FINISH: Powder coated

MODEL NO:

711-4 4' Long Park Bench

711-5 5' Long Park Bench

711-6 6' Long Park Bench

711-8 8' Long Park Bench

740 PARK BENCH

SUPPORTS: Cast iron

SLATS: 2" x 4" nominal

FASTENERS: Stainless steel

FINISH: Powder coated
(Black is standard)

MODEL NO:

740-6PL 6' Recycled Plastic (3 supports)

740-6P 6' Ipe (2 supports)

*Bench may be free standing or surface mounted
Custom sizes available upon request and availability.*

DISCONTINUED



750 PARK BENCH

SUPPORTS: Heavy-duty cast iron

CROSS BRACE: 1-5/8" O.D. galvanized pipe

CENTER STRAP: 1/4" x 2" steel bar

SLATS: 2" x 3" nominal

FASTENERS: Stainless steel

FINISH: Powder coated frame
(Black is standard)

MODEL NO:

750-6PL 6' Recycled Plastic

750-6P 6' Ipe

750-8PL 8' Recycled Plastic

750-8P 8' Ipe



*Bench may be free standing or surface mounted.
Custom sizes available upon request and availability.*

2233 PARK BENCH

SUPPORTS: 3/8" x 4" steel bar and 2-3/8" O.D. steel pipe

SLATS: 2" x 4" or 4" x 4" nominal

FASTENERS: Stainless steel

FINISH: Powder coated supports

MODEL NO: (Permanent)

2233-62P 6' with 2" x 4" Ipe (2 supports)

2233-62PL 6' with 2" x 4" Recycled Plastic (3 supports)

2233-82P 8' with 2" x 4" Ipe (2 supports)

2233-82PL 8' with 2" x 4" Recycled Plastic (3 supports)

2233-64PL 6' with 4" x 4" Recycled Plastic (3 supports)

2233-84PL 8' with 4" x 4" Recycled Plastic (3 supports)

Available with 2" x 4" or 4" x 4" slats

Choice of permanent, surface mount, or gull-wing supports.

Add **-SM** to the model number for surface mount supports and add **-GW** for gull-wing supports.



PICNIC TABLES



4 Seat



3 Seat



2 Seat

917 PICNIC TABLE

FRAME: 4" square steel tube

SUPPORTS: 2-7/8" O.D. galvanized pipe

SLATS: 2" x 4", 3" x 4" or 4" x 4" nominal

FASTENERS: Stainless steel

FINISH: Powder coated frame

MODEL NO:

3' Square Table Tops with 2" x 4" Slats

917-22P 2 Seat w/2x4 IPE Slats

917-22PL 2 Seat w/2x4 Recycled Plastic

917-32P 3 Seat w/2x4 IPE Slats

917-32PL 3 Seat w/2x4 Recycled Plastic

917-42P 4 Seat w/2x4 IPE Slats

917-42PL 4 Seat w/2x4 Recycled Plastic

3' Square Table Top with 3" x 4" Slats

(available with 3" x 4" nominal recycled plastic slats only)

917-23PL 2 Seat w/3x4 Recycled Plastic

917-33PL 3 Seat w/3x4 Recycled Plastic

917-43PL 4 Seat w/3x4 Recycled Plastic

3' Square Table Top with 4" x 4" Slats

(available with 4" x 4" nominal recycled plastic slats only)

917-24PL 2 Seat w/4x4 Recycled Plastic

917-34PL 3 Seat w/4x4 Recycled Plastic

917-44PL 4 Seat w/4x4 Recycled Plastic

4' Square Table Tops with 2" x 4" Slats

919-22P 2 Seat w/2x4 IPE Slats

919-22PL 2 Seat w/2x4 Recycled Plastic

919-32P 3 Seat w/2x4 IPE Slats

919-32PL 3 Seat w/2x4 Recycled Plastic

919-42P 4 Seat w/2x4 IPE Slats

919-42PL 4 Seat w/2x4 Recycled Plastic

4' Square Table Top with 3" x 4" Slats

(available with 3" x 4" nominal recycled plastic slats only)

919-23PL 2 Seat w/3x4 Recycled Plastic

919-33PL 3 Seat w/3x4 Recycled Plastic

919-43PL 4 Seat w/3x4 Recycled Plastic

4' Square Table Top with 4" x 4" Slats

(available with 4" x 4" nominal recycled plastic slats only)

919-24PL 2 Seat w/4x4 Recycled Plastic

919-34PL 3 Seat w/4x4 Recycled Plastic

919-44PL 4 Seat w/4x4 Recycled Plastic

800 PICNIC TABLE

FRAME: 1-5/8" O.D. galvanized pipe

BRACES: 1-5/16" O.D. galvanized pipe

SLATS: 2" x 10" nominal #1 pressure treated southern yellow pine, anodized aluminum or recycled plastic

FASTENERS: Stainless steel

FINISH: Natural galvanized pipe with cold galvanizing finish on all welds

MODEL NO:

800	Frames only (wood only)	800-6A	6' Aluminum	800-6PL	6' Plastic
800-6T	6' Treated Pine	800-8A	8' Aluminum	800-8PL	8' Plastic
800-8T	8' Treated Pine	800-HA	Wheelchair Accessible Aluminum*	800-HPL	Wheelchair Accessible Plastic*
800-HT	Wheelchair Accessible Treated Pine*				

Natural galvanized frame is standard. Frame is available with a powder coated finish. Add **-PC** to the model number to specify powder coated frame.

Picnic tables with recycled plastic slats require additional bracing for added support.



**NOTE: Wheelchair accessible picnic tables with treated pine or aluminum planks utilize an 8' long table top and 6' long seats with additional 12" of overhang at both ends to accommodate a wheelchair at each end. Picnic tables with recycled plastic slats have an additional 24" of overhang at one end to accommodate a wheelchair at one end.*

1050 PICNIC TABLE

FRAME: 2-3/8" O.D. galvanized pipe

BRACES: 1-5/16" O.D. galvanized pipe

SLATS: 2" x 10" nominal #1 pressure treated southern yellow pine, anodized aluminum or recycled plastic

FASTENERS: Stainless steel

FINISH: Natural galvanized pipe with cold galvanizing finish on all welds

MODEL NO:

1050	Frames only (wood only)
1050-6T	6' Treated Pine
1050-8T	8' Treated Pine
1050-HT	Wheelchair Accessible Treated Pine*
1050-6A	6' Aluminum
1050-8A	8' Aluminum
1050-HA	Wheelchair Accessible Aluminum*
1050-6PL	6' Plastic
1050-8PL	8' Plastic
1050-HPL	Wheelchair Accessible Plastic*

Natural galvanized frame is standard. Frame is available with a powder coated finish. Add **-PC** to the model number to specify powder coated frame.

Picnic tables with recycled plastic slats require additional bracing for added support.



**NOTE: Wheelchair accessible picnic tables with treated pine or aluminum planks utilize an 8' long table top and 6' long seats with additional 12" of overhang at both ends to accommodate a wheelchair at each end. Picnic tables with recycled plastic slats have an additional 24" of overhang at one end to accommodate a wheelchair at one end.*

PICNIC TABLES

1064 WIDE PICNIC TABLE

FRAME: 2-3/8" O.D. galvanized pipe

BRACES: 1-5/16" O.D. galvanized pipe

SLATS: 2" x 10" nominal #1 pressure treated southern yellow pine, anodized aluminum or recycled plastic

FASTENERS: Stainless steel

FINISH: Natural galvanized pipe with cold galvanizing finish on all welds

40" Wide Table Top



MODEL NO:

1064	Frames only (wood only)	1064-6A	6' Aluminum	1064-6PL	6' Plastic
1064-6T	6' Treated Pine	1064-8A	8' Aluminum	1064-8PL	8' Plastic
1064-8T	8' Treated Pine	1064-HA	Wheelchair Accessible Aluminum*	1064-HPL	Wheelchair Accessible Plastic*
1064-HT	Wheelchair Accessible Treated Pine*				

Natural galvanized frame is standard. Frame is available with a powder coated finish. Add **-PC** to the model number to specify powder coated frame.

Picnic tables with recycled plastic slats require additional bracing for added support.

**NOTE: Wheelchair accessible picnic tables with treated pine or aluminum planks utilize an 8' long table top and 6' long seats with additional 12" of overhang at both ends to accommodate a wheelchair at each end. Picnic tables with recycled plastic slats have an additional 24" of overhang at one end to accommodate a wheelchair at one end.*

1074 PICNIC TABLE

FRAME: 2-3/8" O.D. steel pipe

SEATS: 1/4" x 1-1/2" steel bars welded to 2-3/8" O.D. steel pipes

TABLE TOP: 7 gauge (3/16") thick steel and welded 3/8" x 2" steel bar (42" diameter)

FASTENERS: Stainless steel

FINISH: Powder coated

MODEL NO:

1074-2	2 Seat-Portable
1074-3	3 Seat-Portable
1074-4	4 Seat-Portable
1074-2-SM	2 Seat-Surface Mount
1074-3-SM	3 Seat-Surface Mount
1074-4-SM	4 Seat-Surface Mount



332 TRASH RECEPTACLE

TOP RING: 3/4" diameter steel bar

VERTICAL MEMBERS: 1/4" x 2" and 1/4" x 1" steel bar

BASE RING: 1/4" x 3" steel bar

COVER: 14 gauge spun steel with vinyl coated steel cable

LINER: 32 gallon plastic

FINISH: Powder coated

MODEL NO:

332 32 Gallon Steel Receptacle

May be freestanding or anchored to surface



343 TRASH RECEPTACLE

FRAME: 1/4" x 2" and 1/4" x 1" steel bar

SUPPORT: 2-3/8" O.D. steel pipe

SLATS: 2" x 4" nominal recycled plastic or South American Ipe

LINER: 20 gallon or 32 gallon plastic

FINISH: Powder coated frame

FASTENERS: Stainless steel

MODEL NO: (Permanent)

343-2PL 20 Gallon Recycled Plastic

343-2P 20 Gallon Ipe

343-3PL 32 Gallon Recycled Plastic

343-3P 32 Gallon Ipe

Receptacle factory assembled

Choice of permanent or surface mount support



345 TRASH RECEPTACLE

RECEPTACLE BODY: 1/4" x 2" steel bar

DECORATIVE RINGS: 1/2" diameter x 4" O.D. steel

COVER: 14 gauge spun steel with vinyl coated steel cable

LINER: 32 gallon plastic

FINISH: Powder coated

MODEL NO:

345 32 Gallon Steel Receptacle

May be freestanding or anchored to surface



360 TRASH RECEPTACLE

TOP RING: 5/8" diameter steel bar

VERTICAL MEMBERS: 1/4" x 1-1/2" steel bar

BASE RING: 1/4" x 3" steel bar

COVER: 14 gauge spun steel with vinyl coated steel cable

LINER: 32 gallon plastic

FINISH: Powder coated

MODEL NO:

360 32 Gallon Receptacle

360-R 32 Gallon Receptacle with Raised Dome Top

May be freestanding or anchored to surface



RECEPTACLES

673 TRASH RECEPTACLE

TOP RING: 5/8" diameter steel bar

VERTICAL MEMBERS: 1/4" x 1-1/2" steel bar

HORIZONTAL RINGS: 1/4" x 3" steel bar

COVER: 1/4" steel 12" diameter trash opening

LINER: 32 gallon plastic

FINISH: Powder coated

MODEL NO:

673 32 Gallon Receptacle with Flat Top

673-R 32 Gallon Receptacle with Raised Dome Top

May be freestanding or anchored to surface



673 Flat Top

673-R Raised Dome Top



675 TRASH RECEPTACLE

TOP RING: 5/8" diameter steel bar

FINISH: Powder coated

VERTICAL MEMBERS: 1/4" x 1-1/2" steel bar

MODEL NO:

675 32 Gallon Receptacle

HORIZONTAL RINGS: 1/4" x 3" steel bar

675-R 32 Gallon Receptacle with Raised Dome Top

COVER: 14 gauge spun steel with vinyl coated steel cable

May be freestanding or anchored to surface

LINER: 32 gallon plastic

681 TRASH RECEPTACLE

VERTICAL MEMBERS: 1/4" x 1-1/2" steel bar

FINISH: Powder coated

HORIZONTAL RINGS: 1/4" x 3" steel bar

MODEL NO:

681 32 Gallon Receptacle with Flat Top

COVER: 1/4" steel with 12" diameter trash opening

681-R 32 Gallon Receptacle with Raised Dome Top

LINER: 32 gallon plastic

May be freestanding or anchored to surface



681 Flat Top

1610 & 1611 BIKE RACK

FRAME: 1-5/8" O.D. galvanized pipe with ends capped

SPOKES: 1/2" diameter hot dip galvanized solid steel

HARDWARE: Zinc plated

FINISH: Natural galvanized pipe with cold galvanizing finish on all welds

MODEL NO:

1611 5' Double Face (8 bike capacity)

1610 10' Double Face (18 bike capacity)

1611-SF 5' Single Face (4 bike capacity)

1610-SF 10' Single Face (9 bike capacity)



1611-SF 5' Single Face



1610 10' Double Face

1621 & 1622 / 1624 & 1625 BIKE RACK

FRAME: 1-5/8" O.D. galvanized pipe with ends capped

SPOKES: 1/2" diameter hot dip galvanized solid steel

HARDWARE: Zinc plated

FINISH: Natural galvanized pipe with cold galvanizing finish on all welds

MODEL NO:

1621 5' Double Face (8 bike capacity)

1622 10' Double Face (18 bike capacity)

1625 5' Single Face (4 bike capacity)

1624 10' Single Face (9 bike capacity)



1622 10' Double Face



1625 5' Single Face

1643 SERIES BIKE RACK



1643-7-PC

RACK: 2-3/8" O.D. galvanized pipe. Available in permanent or surface mount*

FINISH: Available in natural galvanized pipe or polyester powder coated finish. Loop bike racks also available in stainless steel for additional cost.

***NOTE:** Permanent style is standard. For surface mount add **-SM** to the model number



1643-2-SM

MODEL NO:	FINISH	CAPACITY	LENGTH	CONFIGURATION
1643-2	Natural Galvanized	2 BIKES	1'-3"	
1643-2-PC	Powder Coated			
1643-5	Natural Galvanized	5 BIKES	3'-3"	
1643-5-PC	Powder Coated			
1643-7	Natural Galvanized	7 BIKES	5'-3"	
1643-7-PC	Powder Coated			
1643-9	Natural Galvanized	9 BIKES	7'-3"	
1643-9-PC	Powder Coated			
1643-11	Natural Galvanized	11 BIKES	9'-3"	
1643-11-PC	Powder Coated			
1643-13	Natural Galvanized	13 BIKES	11'-3"	
1643-13-PC	Powder Coated			

1970 WIDE (18-1/2") BIKE RACK

(35-1/4" high above finished grade)

WIDE RACK: 2-3/8" O.D. galvanized pipe. Available in permanent or surface mount.

FINISH: Available in natural galvanized pipe or polyester powder coated finish.

MODEL NO:

Permanent Bike Rack

1970 Loop Bike Rack – Natural Galvanized

1970-PC Loop Bike Rack – Powder Coated

Surface Mount Bike Rack

1970-SM Loop Bike Rack – Natural Galvanized

1970-PC-SM Loop Bike Rack – Powder Coated



2090 ROUND BIKE BOLLARD

(36" high above finished grade)

BIKE BOLLARD: 4-1/2" O.D. schedule 40 steel pipe with 1-5/8" O.D. schedule 40 steel pipe loops. Available in permanent or surface mount.

FINISH: Polyester powder coated finish

MODEL NO:

2090 Bike Rack Bollard – Permanent

2090-SM Bike Rack Bollard – Surface Mount



1984 SQUARE BIKE BOLLARD

(36" high above finished grade)

BIKE BOLLARD: 4" square x 1/8" wall steel tube with 1/4" x 2" formed steel arms. Available in permanent or surface mount.

FINISH: Polyester powder coated finish

MODEL NO:

1984 Bike Bollard – Permanent

1984-SM Bike Bollard – Surface Mount



STEEL PIPE BOLLARDS

BOLLARD: Available in 3-1/2" O.D., 4-1/2" O.D., 5-9/16" O.D. and 6-5/8" O.D. schedule 40 steel pipe. Includes welded steel dome cap. Available in permanent or surface mount.

FINISH: Polyester powder coated finish

MODEL NO:

2053-3020 3-1/2" O.D. Permanent Pipe Bollard (36" above & 24" below grade)

2054-3020 4-1/2" O.D. Permanent Pipe Bollard (36" above & 24" below grade)

2055-3020 5-9/16" O.D. Permanent Pipe Bollard (36" above & 24" below grade)

2056-3020 6-5/8" O.D. Permanent Pipe Bollard (36" above & 24" below grade)



Permanent bollard models are listed above. Add **-SM** to the model number to specify surface mount bollard. Custom bollard lengths and removable models are also available to meet your specific requirements. Additional charge will apply for surface mount, custom lengths and removable bollards.

PARK GRILLS



1158 DOUBLE PARK GRILL

FIREBOX: 3/16" steel plate, 360° rotation, 24" x 36" x 10" high

COOKING GRATE: 1/2" diameter steel bars with 5/8" diameter support handles. Equipped with cool grips and adjusts to four different height settings. 864 total square-inch cooking area.

SUPPORT: 3-1/2" O.D. galvanized pipe

FINISH: Heat resistant non-toxic black enamel

MODEL NO:

1158 Double Park Grill – Permanent

1158-SM Double Park Grill – Surface Mount



1158-TB DOUBLE PARK GRILL

Tilt-Back Cooking Grate

FIREBOX: 3/16" steel plate, 360° rotation, 24" x 36" x 10" high

COOKING GRATE: 1/2" diameter steel bars with 5/8" diameter support handles. Equipped with cool grips and adjusts to four different height settings. Tilt-back grate. 864 total square-inch cooking area.

SUPPORT: 3-1/2" O.D. galvanized pipe

FINISH: Heat resistant non-toxic black enamel

MODEL NO:

1158-TB Double Park Grill with Tilt-Back Grate – Permanent

1158-TB-SM Double Park Grill with Tilt-Back Grate – Surface Mount



1167 PARK GRILL

FIREBOX: 3/16" steel plate, 360° rotation, 15" x 20" x 10" high

COOKING GRATE: 1/2" diameter steel bars with 5/8" diameter support handles. Equipped with cool grips and adjusts to four different height settings. 300 square-inch cooking area. *Also available with Tilt-Back Cooking Grate*

SUPPORT: 3-1/2" O.D. galvanized pipe

FINISH: Heat resistant non-toxic black enamel

MODEL NO:

1167 Park Grill – Permanent

1167-SM Park Grill – Surface Mount

1167-TB Tilt-Back Cooking Grate – Permanent

1167-TB-SM Tilt-Back Cooking Grate – Surface Mount

Grills are also available in stainless steel. Call for prices and availability.



BLUE VALLEY INDUSTRIES, INC.

P.O. Box 5
304 North Third Street
Port Royal, PA 17082

Toll Free: 888-711-8266

Phone: 717-436-8266

Fax: 717-527-2696

Email: info@bluevalleyind.com

www.bluevalleyind.com